



ELIA

Double flush push-button

REF: 5056370

Chromed matt dual flush push-button

REF. 5056370

COLORES / ACABADOS



70
Cromo
mate

ARTÍCULOS

Ref.	Producto/Conjunto	Medidas €/u
5056370	Pulsador Doble descarga Eon3 Cromo Mate	48,5 €
Componentes/Instalación		
55483	WC Full Frame Eon. Sistema de instalación para inodoro suspendido en pared ligera. Descarga 6/3 litros, 4,5/3 litros y 4/2 litros.	244,0 €
55480	WC Full Frame Eon Compact. Sistema de instalación para inodoro suspendido en pared ligera. Descarga 6/3 litros, 4,5/3 litros y 4/2 litros.	265,0 €
55485	WC Full Frame Eon Freestanding. Sistema de instalación para inodoro suspendido autoportante. Descarga 6/3 litros, 4,5/3 litros y 4/2 litros.	305,0 €
55484	WC Full Frame Gala Innova. Sistema de instalación para inodoro suspendido Gala Innova. Incluye flexo de alimentación y tubo corrugado para Shower Toilets. Descarga 6/3 litros, 4,5/3 litros y 4/2 litros.	368,0 €
55481	WC Half Frame Eon Compact. Sistema de instalación para inodoro suspendido en pared de obra. Descarga 6/3 litros, 4,5/3 litros y 4/2 litros.	211,0 €
55482	WC Tank Eon Compact. Sistema de instalación para inodoro no suspendido en pared de obra y pared ligera. Descarga 6/3 litros, 4,5/3 litros y 4/2 litros.	141,0 €

INFORMACIÓN DE PRODUCTO

Características

Dual push-button Eon3 Chromed Matt. Are only compatible with Eon System.

Garantía

Gala products are guaranteed against any manufacturing defects, from the date of purchase of the product, only if the installation has been carried out in accordance with Gala's installation instructions and, applying the current legislation on electrical and sanitary appliances, by authorised staff. The guarantee period is of 5 years.

Instalación

Please check our product installation manuals.

Certificaciones

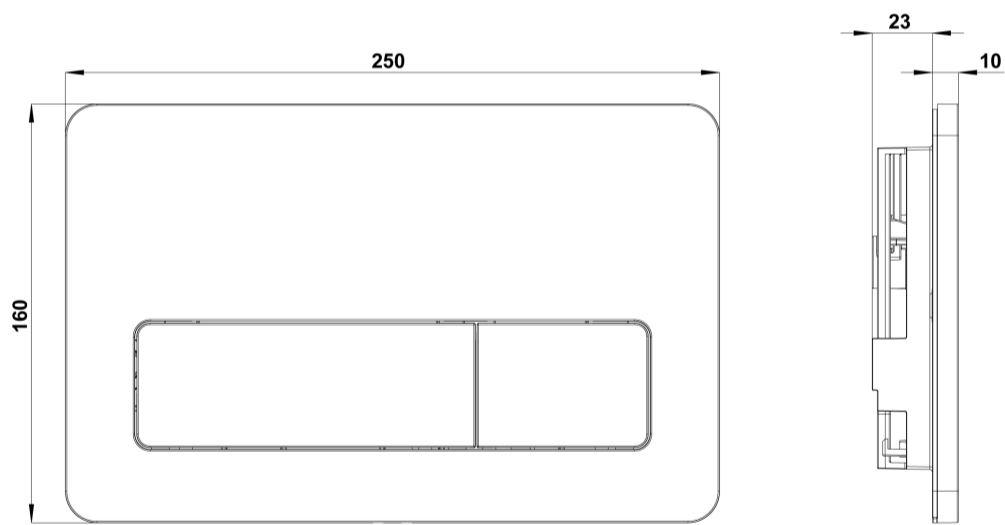
High quality is a constant at Gala in order to guarantee the technical and aesthetic features as well as the performance of our products. Please check our product quality certificates.

Mantenimiento

For periodical cleaning use a soft cloth and soap and water. Dry the push-button after cleaning. If you use cleaning products such as gels, liquid cleaners or anti-limescale products, always read the manufacturers' instructions first. After using the products always rinse the push-button with clean water. Do not use abrasive products such as bio-alcohol, bleach, hydrochloric acid, ammonia, acetone or other similar products. Do not use aggressive scourers.











DIBUJOS TÉCNICOS



DESCARGAS

2D

-  91.36 KB  [Double flush push-button - Técnico \(.AI\)](#)
-  73.1 KB  [Double flush push-button - Técnico \(.DWG\)](#)
-  547.27 KB  [Double flush push-button - Técnico \(.DXF\)](#)
-  97.02 KB  [Double flush push-button - Técnico \(.PDF\)](#)