



LORA
Single lever Wash-basin mixer
REF: 39970

Single lever wash-basin mixer with cold opening and flow limiter in straight and simple lines.

REF. 39970

COLORES / ACABADOS	
00 Sin color	

ARTÍCULOS

Ref.	Producto/Conjunto	€/u
39970	Monomando lavabo con apertura en frío	120,0 €
Opciones		
39971	Monomando lavabo con caño alto y largo	152,0 €



INFORMACIÓN DE PRODUCTO	
<p>Características Single lever basin mixer with cold start. Flow limiter to 5 l/min included. 3/8" flexible connection hose. Installation with up-down valve.</p> <p>Información de utilidad Added value in the bathroom. Gala presents a well studied and complete proposal of tapware. With a wide range of designs adapted to all current trends in bathroom interior design. Antonio Bullo, an international referent in bathroom product development, has collaborated with us in this design.</p> <p>Garantía Gala products are guaranteed against any manufacturing defects, from the date of purchase of the product, only if the installation has been carried out in accordance with Gala's installation instructions and, applying the current legislation on electrical and sanitary appliances, by authorised staff. The guarantee period for tapware is of 5 years.</p> <p>Instalación <u>Please check our product installation manuals.</u></p>	<p>Certificaciones High quality is a constant at Gala in order to guarantee the technical and aesthetic features as well as the performance of our products. Please check our product quality certificates.</p> <p>Mantenimiento For periodical cleaning of the pieces use a soft cloth and soap and water. Dry the tap after cleaning. If you use cleaning products such as gels, liquid cleaners or anti-limescale products, always read the manufacturers' instructions first. After using the products always rinse the tap with clean water. Do not use abrasive products such as bio-alcohol, bleach, hydrochloric acid, ammonia, acetone or other similar products. Do not use aggressive scourers.</p>

AMBIENTE	











DIBUJOS TÉCNICOS



DESCARGAS

2D

- | | | |
|---|-----------|--|
|  | 1.8 MB |  Single lever Wash-basin mixer - Técnico (.AI) |
|  | 78.58 KB |  Single lever Wash-basin mixer - Técnico (.DWG) |
|  | 620.8 KB |  Single lever Wash-basin mixer - Técnico (.DXF) |
|  | 809.31 KB |  Single lever Wash-basin mixer - Técnico (.PDF) |